



Installation manual for: ALFA Romeo

159 2005 - 2013
 Brera 2006 - 2013
 Spider 2006 - 2013





Installation kit includes the following items:

- * 1X 2-ISO 100 mm. metal bracket
Black
- * 1X Replacement Panel
- * 2X Mounting plates
- * 2X Mounting spacers
- * 2X Radio removal keys
- * 4X Screws
- * 2X Cushion



We advice to use the following positions.
 Other positions are also possible.

Use position 2 marked with a cross.
 Use position 16 & 18 marked with an arrow
 Measured from left to right.



* Mount the plates.




Remove the original radio using the radio release keys.



Un-plug and remove head unit.



Fit the double din metal bracket.



Push in the metal clip to secure the cage into place.



Fit the head unit into the cage, then fit the replacement panel.